



# RAVEN NEST GOLF CLUB



## COURSE LAYOUT HOLES #1 – 9

**PIN COLOR CODES – ORANGE FRONT, WHITE MIDDLE, GREEN BACK.**

**YARDAGE ON SPRINKLERS IS TO THE FRONT, MIDDLE, AND BACK OF THE GREEN.**

**GRAIN GROWS TO THE NORTH WEST.**

### Hole #1

521- 422 yds.

Reachable in two this par five favors shots from the right side of the fairway. The green provides the challenge on this hole.



### Hole #2

441-381 yds.

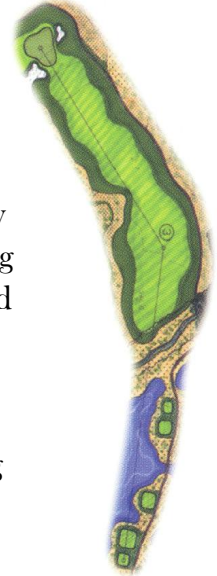
This challenging par four will test you from tee to green. The playable error is to the right side of the fairway.



### Hole #3

470-360 yds.

Another healthy par four favoring a tee shot played to the right. Trouble surrounds the large undulating green.



### Hole #4

202-135 yds.

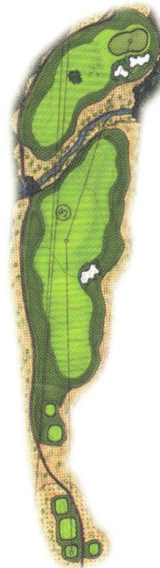
This deceiving green is longer than it is wide. Additionally the bowl like effect surrounding the green will funnel errant shots.



### Hole #5

461-413 yds.

Arguably one of the prettiest holes on the course. A bold carry over the fairway bunker will be rewarded with a short shot into the green.



### Hole #6

174-100 yds.

A welcomed relief comes in this shorter par three. The green provides challenges with undulations from back to front and left to right.



### Hole #7

409-282 yds.

Position from this tee is rewarded over length. Longer hitters may attempt to carry the bunker on the left side.



### Hole #8

158-100 yds.

This straight forward par three is a welcomed birdie opportunity. A sloping green from front to back will punish a low shot.



### Hole #9

509-383 yds.

Well managed shots will be rewarded with the chance to score well. Play to your strengths in positioning yourself throughout this hole.





# RAVEN NEST GOLF CLUB



## COURSE LAYOUT HOLES #10 – 18

### Hole #10

422-335 yds.

Fairway slopes left to right. The uphill shot to the green requires plenty of club.



### Hole #11

175-120 yds.

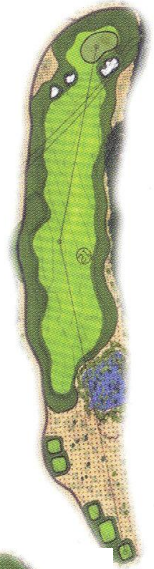
Straight forward par three. The difficulty lies on the green, balls collect to the back right portion of the green.



### Hole #12

436-354 yds.

Slight dogleg to the left. The tee shot will roll from left to right. Green is bisected from right to left by a subtle ridge.



### Hole #13

475-376 yds.

Challenging par four. The bunker on the left side of the fairway may come into play off the tee for the longer hitter.



### Hole #14

532-421 yds.

Reachable in two. This par five is guarded throughout it's length by two creeks. Yardage control is required on all shots played from tee to green.



### Hole #15

467-353 yds.

Generally played into a prevailing wind this lengthy par four can be the most challenging on the course. The fairway slopes from right to left.



### Hole #16

335-261 yds.

This drivable par four can be very punishing if the green is not reached. Lay up to the left and the green will open to your approach.



### Hole #17

211-179 yds.

A visually intimidating and deceiving par three. The green can be very fast from front to back.



### Hole #18

545-441 yds.

Favor the right side of the fairway from the tee. Longer hitters may carry the small pines. Large green undulations require an approach played with trajectory and spin.

